EUROGARDENS

Erasmus+ Youth Exchange Booklet

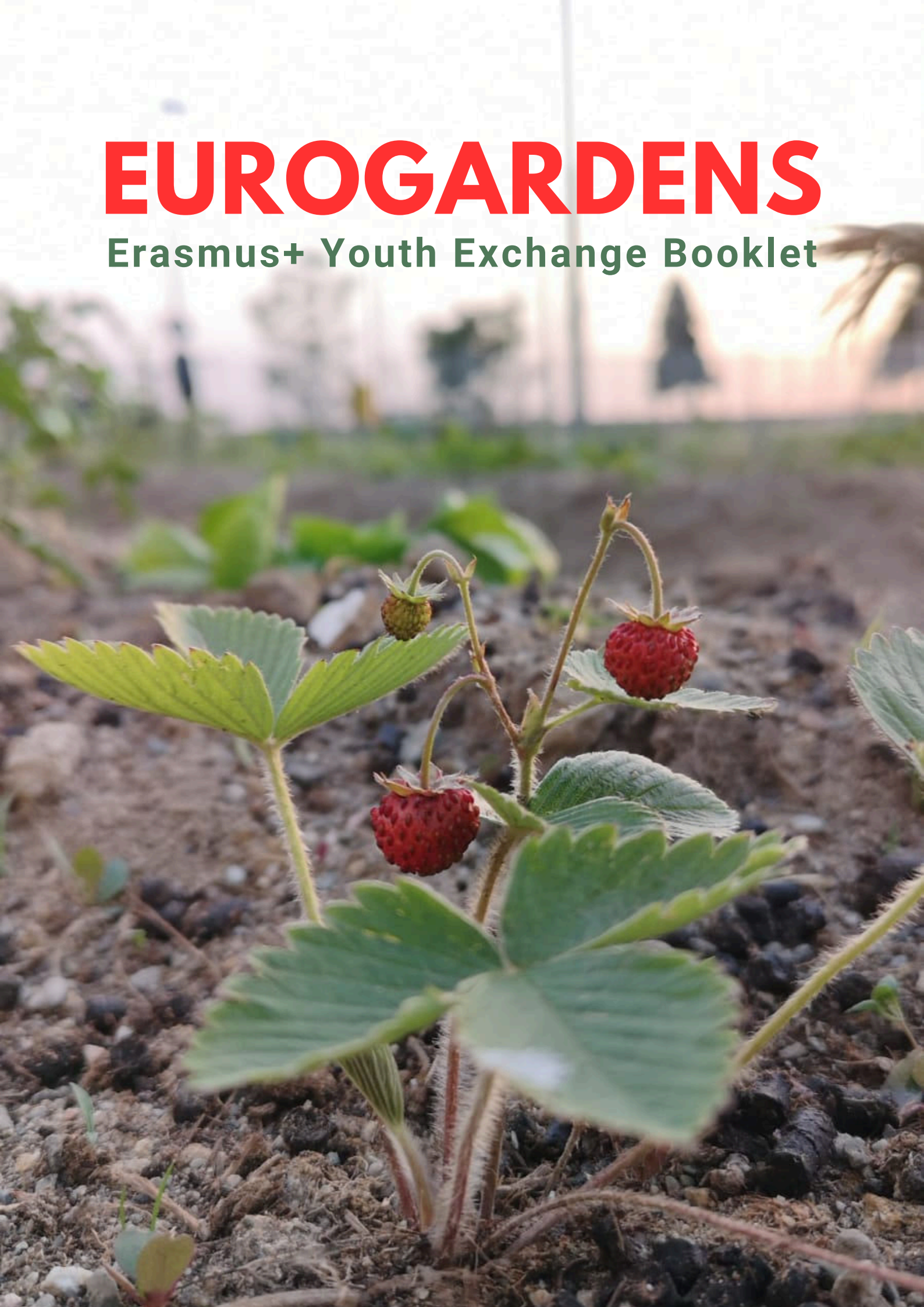

The **EUROGARDENS** youth exchange is a **non formal education** project aiming to **promote sustainable development among youth.**

The project aims to:

- encourage adopting lifestyle habits for more sustainable, self-sufficient and independent living
- help young people to acquire practical knowledge about food growing and gardening
- learn about traditional plants and foods that are grown in the countries of the participants and their lifecycle
- promote curiosity, open-mindedness and tolerance towards people from other cultures and with different customs, habits and ways of living
- promote the spirit of teamwork, social involvement and participation in the community.

PACE

aprile - maggio 2024
EUROGARDENS

WHAT IS URBAN GARDENING & BENEFITS FOR COMMUNITY AND PEOPLE

WHAT IS URBAN GARDENING

Urban gardening, also known as urban agriculture, involves growing plants and raising animals within and around cities.
The main purpose of urban gardening is to make fresh produce more accessible to urban residents while utilizing limited space creatively and efficiently.

This type of gardening can take many forms, including:
Community gardens where groups of people grow plants on shared plots of land.
Rooftop gardens that utilize the unused spaces on top of buildings.
Balcony gardens in apartment complexes.
Vertical gardening where plants are grown in stacked layers to maximize small spaces.
Hydroponics and aquaponics systems that grow plants in water-based solutions, often indoors.

WHY WE NEED URBAN GARDENING AND BENEFITS FROM IT

Urban gardening offers several key benefits:

• Improved Food Access: Urban gardens increase the availability of fresh produce to city dwellers, particularly in food deserts where grocery stores are scarce.
• Environmental Benefits: These gardens help reduce the urban heat island effect, improve air quality, and increase biodiversity by providing habitats for various urban wildlife.
• Educational Opportunities: They serve as a platform for community education, teaching residents about nutrition, food production, and sustainable practices.
• Community Building: Urban gardens foster a sense of community and cooperation among residents, enhancing social ties and providing a common space for interaction.
• Economic Savings: Growing food locally saves money for participants and can reduce overall food transportation costs, thus decreasing carbon footprints and supporting local economies.

SLOW FOOD

Slow Food is a global movement that advocates for the preservation of local food traditions, promotes sustainable agriculture, and encourages the enjoyment of regional cuisine. The movement was founded in Italy in 1986 as a response to the rise of fast food and the decline of traditional, locally-sourced foods and culinary practices.

The key principles of Slow Food include:

1. Good: Encouraging the production and consumption of high-quality, flavorsome foods that are responsibly sourced and produced.
2. Clean: Promoting food production and consumption that is environmentally friendly and sustainable, minimizing harm to ecosystems and biodiversity.
3. Fair: Supporting fair wages and ethical treatment of food producers, promoting equity and social justice within the food system.

Slow Food emphasizes the importance of preserving traditional food cultures, local ingredients, and cooking techniques. It advocates for biodiversity in agriculture to protect endangered plant and animal species that are important for local food systems.

One of the main activities of Slow Food is organizing events like local food fairs, where communities can come together to celebrate and share traditional foods, learn about sustainable farming practices, and support local farmers and artisans. The movement has grown into an international network with chapters in many countries, all working towards the common goal of promoting a more sustainable, ethical, and enjoyable food system.

Slow Food is important for several reasons:

1. Preservation of Food Culture: Slow Food helps preserve local food traditions and culinary heritage that are at risk of disappearing due to globalization and industrialization of food production. By valuing and celebrating traditional foods, recipes, and cooking methods, Slow Food contributes to cultural diversity and identity.
2. Support for Local Farmers and Producers: The movement promotes small-scale and sustainable agriculture, supporting local farmers, fishermen, and food artisans. This support helps maintain rural economies, preserves agricultural diversity, and promotes fair trade practices.
3. Environmental Sustainability: Slow Food advocates for environmentally friendly farming practices that prioritize biodiversity, soil health, and natural resource conservation. By promoting sustainable agriculture, Slow Food contributes to mitigating climate change and reducing the environmental impact of food production.
4. Health and Well-being: Slow Food emphasizes the importance of consuming fresh, seasonal, and nutritious foods. By encouraging people to eat local and minimally processed foods, Slow Food promotes healthier diets and lifestyles.
5. Community Building: Slow Food fosters connections within communities by bringing people together around food. Events such as food festivals, farmers' markets, and community meals create opportunities for sharing knowledge, fostering relationships, and strengthening local food networks.
6. Ethical Food Production: The movement promotes ethical considerations in food production, including fair wages for farmers and workers, humane treatment of animals, and responsible stewardship of natural resources.
7. Counteracting Fast Food Culture: Slow Food offers an alternative to the fast food industry, which is often associated with unhealthy eating habits, environmental degradation, and exploitation of workers. By encouraging a slower and more mindful approach to food, Slow Food promotes greater appreciation for the quality and provenance of what we eat.

In summary, Slow Food is important because it advocates for a food system that is not only sustainable and ethical but also celebrates the cultural richness and diversity of our culinary heritage while promoting healthier lifestyles and stronger communities.

Actions at personal level for food sustainability

- consume local, grown and seasonal products;
- choose organic and sustainably sourced products;
- try to minimise the food waste;
- cook more instead of ordering fast food;
- learn to cook and freeze the food and don't throw it;
- do composting;
- speak more about food sustainability;
- create your own urban garden.

Sustainability at the social level

- planning agriculture strategies;
- optimizing and increasing soil quality and productivity;
- Installation of photovoltaic systems - transformation of sun energy into electricity energy; you can collaborate with stakeholders and firms within the sector.
- Organize public events related to gardening and environmental sustainable way of life.

GOOD PRACTICES & EXAMPLES

- Eating locally, choosing organics, seasonal eating, reducing food waste
- Composting leftovers
- Try to cook something else with the leftovers
- Feed an animal
- Use leftovers for the compos
- Solar panels for food processing
- Do gardening
- Don't buy too much food
- Support fair trade
- Don't use plastic bags
- Buy from local farmers
- Grow your own food
- Exchange your leftovers with your friend
- Planning meals and storing them properly
- Eating less meat and dairy
- Being mindful of portion sizes
- Cooking at home
- Avoid single-use plastics

BAD PRACTICES & EXAMPLES

- Food waste, such as leftovers from a meal, expired food and stale food.
- Monoculture farming, that is, a type of agriculture based on growing only one kind of crop at a time on a specific field.
- High use of chemicals, especially damaging ones like herbifices and pesticides, crops.
- Deforestation and desertification of the land because of intensive agriculture.
- Overgrazing and overfishing such as trawling.
- Excessive use of plastic materials, such as plastic for wrapping fruits in the supermarket or overpackaging.
- Meat consumption and animal abuse due to inefficient and unethical food standards.
- Factory farming: Intensive animal farming practices that focus on production rates over animal welfare.
- Overuse of water consumption and water pollution as a result of chemicals in agriculture.
- Inefficient supply chains and higher release of CO2 into the atmosphere due to transports. To avoid this, opt for km0 food.

USEFUL INFORMATION & RESOURCES

MATERIALS TO KNOW MORE

Books:

• "The Urban Farmer" by Curtis Stone – This book focuses on how to make a living from growing and selling vegetables and fruits in an urban setting.
• "Urban Gardening for Dummies" by The National Gardening Association, Paul Simon, and Charlie Nardozzi – A beginner-friendly guide covering all the basics of starting an urban garden, from choosing the right soil to harvesting your crops.

Websites:

Urban Gardens Web – A comprehensive online resource that covers innovative urban gardening techniques and inspirational stories from around the world.Gardening Know How's Urban Gardening Section – Offers practical tips and advice for starting and maintaining an urban garden, tailored to those with limited space.

Online Courses:

" Urban Gardening" courses on platforms like Udemy or Coursera – These courses range from introductory to advanced and cover various aspects of urban gardening, including vertical gardening, hydroponics, and sustainable practices.

Apps

- Too good to go
- Yuka
- Goodness grocerles
- HappyCow
- Goodbuide
- Seafood Watch

Websites

- Sustainable Table
- World Wildlife Fund
- Food Tank
- Slow Food Movement

Books

- "Eating Animals" by Jonathan Safran
- "The Omnivore's Dilemma" by Michael Pollan
- "Diet for a Hot Planet"

Courses and Webinars

- Coursera
- FutureLearn
- Webinars by organizations like the Food and Agriculture Organization (FAO)
- The Sustainable Food Trust

GARDENING CALENDARS & PLANT COMPANIONS

IN OUR 6 COUNTRIES

BENEFITS OF COMBINING PLANTS AND PLANNING GARDENS

The association of crops allows the plants to interact and collaborate with each other, so that by sowing one, they can optimise the development of the other, thus encouraging food production and promoting the use of space.

Among the advantages of crop association are the following:

1. Increased biodiversity: mixing different plant species creates more diverse environments and attracts a wide variety of insects, birds and other animals that contribute to the ecological balance.

2. Reduction of pests and diseases: by diversifying the crop, we reduce the spread of specific pests and diseases, as some plants act as natural replants or confuse insects that may damage our plants.

BENEFITS OF COMBINING PLANTS AND PLANNING GARDENS

3. Soil improvement: depending on the plant, they will have deeper roots to loosen the soil, fix nitrogen or add organic matter to the soil, improving soil structure and long-term fertility.

4. Increased crop yields: Some plants can provide shade, wind protection for others or make them grow better.

5. Optimisation of space: using it more efficiently and making the most of the performance in a given area.

6. Aesthetic benefits: mixing colours, textures or plant height, which are visually appealing

7. Increased vegetation, reduced weeds, soil protection: It is possible to provide more vegetation cover and reduce the presence of adventitious weeds. It also facilitates soil protection against erosion.

Plant families

Plant families play a crucial role in understanding biodiversity, agriculture, and ecosystem dynamics. Here's a brief overview of some common plant families and their significance, along with some considerations for future planning:

Leguminosae (Fabaceae) Family: Includes beans, peas, lentils, and peanuts. Legumes are known for their nitrogen-fixing abilities, which enrich soil fertility.
Planning for the future involves promoting legume cultivation for sustainable agriculture and reducing reliance on synthetic fertilizers.

Solanaceae Family: Contains tomatoes, potatoes, peppers, and eggplants. Solanaceous crops are economically important and provide essential nutrients.
Future plans may involve breeding for disease resistance and adapting to climate change to ensure food security.

Brassicaceae (Cruciferae) Family: Includes cabbage, broccoli, cauliflower, and mustard. Brassicas are valued for their nutritional content and pest resistance. Future planning may focus on developing resilient varieties to withstand climate variability and mitigate environmental impacts.

Poaceae (Gramineae) Family: Encompasses grasses such as rice, wheat, corn, and barley. Poaceae crops are staples in human diets and animal feed. Future plans may involve enhancing crop yields, improving water and nutrient efficiency, and addressing challenges related to climate change.

Rosaceae Family: Includes apples, strawberries, cherries, and peaches. Rosaceous fruits are popular for their flavor and nutritional benefits. Future planning may include breeding for disease resistance, optimizing cultivation practices, and preserving genetic diversity.

Asteraceae (Compositae) Family: Contains sunflowers, lettuces, daisies, and dandelions. Asteraceae plants have diverse uses, including food, medicine, and ornamental purposes. Future plans may involve sustainable harvesting practices, conservation efforts, and exploring novel uses for these plants.

LATVIA

Typical vegetable garden planing in Latvia

LATVIA

GARDENING CALENDAR

Vegetable	Sowing indors	Planting/sowing outdor	Harvest
Carrots	----------	May, June, July.	September
Dills	----------	April til October	June til September
Tomato	March April May	May/June	June July August September
Ruccola	----------	April-July	May- October
Pumpkin	May	Jun	September->October
Parsly	----------	April->May	September
Onions	----------	April->May	September
Radish	----------	March->August	March-> August
Beens/Peas	----------	April->June	August->September
Zucini	April->May	June	September

LATVIA

GARDENING CALENDAR

Vegetable	Sowing	Planting outdor	Harvest
Paprika	Mart->April	May	July-> September
Cucumber	April->Augu	May	June->September
Salad	----------	April-> May	June-> September
Cabbage	March->April	April->May	August->September
Celery	----------	February-March	May-June
Chilly pepers	March April	May	July->September
Beet root	----------	May	September-> Oktobris
Garlic	----------	September->October	July-> August
Parsnip	----------	October->November	September->November
Potatoe	----------	May->June	August-> September

LATVIA

BENEFICIAL PLANT COMBINATIONS

CUCUMBERS •CORN •PEAS •BEANS •RADISH •CELERY •LETTUCE	POTATOES •CORN •CABBAGE •SQUASH •BEANS •PEAS	GARLIC •BROCCOLI •STRAWBERRY •CAULIFLOWER •LETTUCE •TOMATOES	ONION •CARROTS •PARSNIPS •LETTUCE •CABBAGE •BEETS •TOMATOES •ROSEMARY	PAPRIKA •CARROTS •CUCUMBERS •OREGANO •PARSLEY •TOMATOES
PEAS •BEANS •CARROTS •CORN •CUCUMBER •PARSLEY •PEPPERS •SPINACH •SQUASH •STRAWBERRY	PEPPERS •BASIL •ONION •GARLIC •SPINACH •TOMATOES	CARROT •ONION •ROSEMARY •LETTUCE •RADISH	CARROT •ONION •ROSEMARY •LETTUCE •RADISH	TOMATO •BASIL •ASPARAGUS •BROCCOLI •GARLIC •CARROTS •CELERY •ONION

Bulgaria

Gardener's calendar

Plant		1	2	3	4	5	6	7	8	9	10	11	12
Tomato	Sow	●	●										
	Plant				●	●							
	Harvest						●	●	●				
Cucumber	Sow	●	●										
	Plant				●	●							
	Harvest						●	●	●				
Green beans	Sow				●								
	Plant									●	●		
	Harvest												
Onion	Sow												
	Plant				●	●	●	●					
	Harvest										●		
Parsley	Sow												
	Plant					●							
	Harvest						●	●	●				
Celery	Sow												
	Plant					●							
	Harvest						●			●	●		
Pepper	Sow	●	●										
	Plant				●	●							
	Harvest						●	●	●				
Radish	Sow												
	Plant			●									
	Harvest				●	●							
Salad	Sow	●											
	Plant			●	●								●
	Harvest					●	●	●					

Bulgaria

Gardener's calendar

Plant		1	2	3	4	5	6	7	8	9	10	11	12
Potatoes	Sow Plant Harvest			●	●								
								●	●				
Pumpkin	Sow Plant Harvest				●	●							
										●	●	●	
Eggplant	Sow Plant Harvest	●	●										
					●	●							
							●	●	●				
Rose	Sow Plant Harvest			●	●								
						●	●	●	●	●			
Zucchini	Sow Plant Harvest	●	●										
					●	●							
							●	●	●				
Lavender	Sow Plant Harvest			●	●								
						●	●	●	●	●			
Beans	Sow Plant Harvest				●								
										●	●		
Okra	Sow Plant Harvest					●							
									●				
Dill	Sow Plant Harvest				●								
								●	●	●			

Bulgaria

Gardener's combos

Plants	Good combos
Tomato	Onion, garlic, pepper
Cucumber	Peas, beans, pepper
Eggplant	Spinach, oregano, mint
Pepper	Eggplant, onions, carrots, cucumbers
Zucchini	Dill, beans, corn
Green peas	Cucumbers, eggplants, radishes, rosemary, potatoes
Onion	Spinach, tomatoes, eggplants, peppers, potatoes, letuce, carrots, dill, savory, roses
Parsley	Roses, tomatoes, beans, peas
Dill	Asparagus, cucumbers, lettuce, corn, basil, onions, cabbage, tomatoes
Carrot	Lettuce, onions, radishes, rosemary, tomatoes, dill

Gardening Calendar in Spain

Vegetable	Sow	Type of sowing	Plant	Harvest
Cucumber	April to June	Direct	-	June to September
Early Carrot	February to July	Direct	-	August to March
Garlic	January, September, October, December	Direct sowing	-	May to July
Eggplant	April to June	Seedbed	7 - 14 days	July to October
Tomato	February to May	Seedbed	5 - 10 days	November
Onion	December to April & July to November	Seedbed	7 - 14 days	September/ October & May to July
Lettuce	All year long	Seedbed	5 - 10 days	2 months after sowing
Peas	October/ February	Direct	-	4 months after sowing
Potato	February to May	Direct	-	June to September
Parsley	All year long	Direct	-	3 months after sowing
Basil	March to May	Direct	-	1 month after sowing
Strawberry	April to August	Seedbed / Runners	14 -30 days	April/ May
Radish	March to September	Direct	-	April to November
Spinach	September to November	Direct	-	November to February

Vegetable	Sow	Type of sowing	Plant	Harvest
Asparagus	February/ May	Root planting	-	March to June
Beans	April/ May	Direct	-	September/ October
Chard	November to March	Direct	-	January to June
Pepper	April/ May	Seedbed	7 -14 days	August to October
Pumpkin	March/ April	Seedbed	5 - 10 days	September/ October
Courgette	April/ May	Seedbed	5 - 10 days	August/ September

Best Friends Vegetables Associations

besties

Vegetable	Besties	Vegetable	Besties
Potato	Legumes, coriander, leeks, chives, thyme	**Courgette**	Corn, beans, kidney beans, peas, dill, spring onions
Asparagus	faba bean, marigold, kohlrabi, parsley, tomato, cucumber, leek, nasturtium, garlic, onion	**Radish**	Swiss chard, celery, tomato, aubergine, carrot
Garlic	Raspberries, Swiss chard, broccoli, cauliflower, cucumbers, peas, lettuce, celery	**Pumpkin**	corn, melon, courgette
Chard	Celery, cabbage, onion, cauliflower, beans, lettuce, carrots	**Peas**	Bean, carrot, corn, cucumber, cucumber, radish, turnip, strawberry
Cucumber	Corn, radish, sunflower		



Greece
Gardening Calendar

Type of sowing
- Direct
- Root Planting
- Seedbed

© apieceofrainbow.com

- Sow
- Harvest
- Transplant

GREECE

Pepper
basil
okra
parsley
carrot

Tomato
onion
garlic
parsley
beetroot

Greenpeas
zuchinni
potato
cucumber
melon

Carrot
lettuce
tomato
pepper
raddish

Zuchini
corn
melon
watermelo
n onion

Onion
strawberry
beetroot
cucumber
potato

Cabbage
dill
selery
potato
lettuce

Lettuce
strawberry
cauli flower
carrot
garlic

Beetroot
cauli flower
strawberry
garlic
carrot

Potato
carrot
corn
spinach
greenpeas

Companion plants

ITALY
GARDENING CALENDAR

VEGETABLE	sow	TRANSPLANT	*Harvest*
Lattuce	Apr-june	Apr-Aug	Jul-Aug
Onion	Dic	Feb	jul-Aug
Tomate	Feb-Mar	Apr-May	Jul-SEp
CHIlly	Mar	May-june	Aug-Oct
Basil	Feb-May	Ay-June	June-Oct
Garlic	Oct-Nov	-	jun-Aug
Potato	Jan-Feb	-	Jul-Aug
Paprika	Feb-Mar	Apr-May	Jul-Sep
Broccoli	Aug	Oct	Dec-Feb
Bean	Mar-May	-	Jun-Sept
Rucola	Mar-June	-	June-Aug
Turnip Green	JUL-Oct	-	Nov-Mar
Fennel	Jul-Sep	Aug-jun	Nov-Apr

ITALY
GARDENING CALENDAR

VEGETABLE	sow	TRANSPLANT	Harvest
Lentils	Apr	-	Aug
Head Cabbage	Sep	Aug-Sep	Dec-Jan
Cucumber	Apr-May	Apr-June	Aug
Pumpking	Apr-May	Apr-June	Jul-Oct
Zucchini	Apr	Apr-May	Jun-Sept
Eggplant	Feb	Apr-May	Jul-Sept



ITALY
PLANT COMPANIONS

Zucchini: Tomatoes, Lattuce, Peas

Eggplant: Beans, Cabbage, Fennel

Basil: Chilli, Paprika

Rucola: Onion, Garlic

Pumkin: Potato, Cabbage

Cucumber: Bean, Peas, Fennel, Cubbage, Onion

Paprika: Lattuce, Cabbage, Cucumber, Fennel, Peas

Turnip greens: Cabbage, Lattuce

Broccoli: Potato , Onion

Tomato: Cabbage, Onion, Lattuge, Rucola, Basil

Romania GARDEN CALENDAR

PLANTING

HARVEST

Months	Jan	Feb	Mar	Apr	May	Jun	Jul	Aug	Sep	Oct	Nov	Dec
ONION												
LETUCE												
TOMATOES												
POTATO												
CUCUMBER												
CARROT												
GARLIC												
BELL PEPPERS												
RADISH												
DILL												
PARLESEY												
GREEN PEAS												
SQUASH												

GREEN PEAS
EGGPLANT
CABAGGE
BEETROOT
REEK
THYME

PLANT COMPANIONS

CARROT
CUCUMBER
SQUASH
CELERY



CABBAGE
LETUCE
RADISH

DILL
PARLSEY
THYME



TOMATOES
POTATOES

EGGPLANG
BELL
PEPPERS

GREEN
BEANS

GREEN
PEAS



BEETROOT

ONION
GARLIC

LEAK



Balcony gardening

Tips for balcony gardening

1. Check the rules and regulations - check how much weight the balcony can support, what pots to use.

2. Calculate the time you have - comply your available time for gardening with the amount of production you can afford.

3. et a budget before you begin - ask friends or gardeners for seeds or ready-to-plant vegetables and buy seeds if you don't want to invest a fortune, DIY pots.

4. Choose the right plants for your balcony - how much sunlight, wind and how hot your balcony gets, choose the right vegetables for the season, build wind protection, covering the soil with wooden strips to maintain water on the plants.

5. You'll need a plan in advance - sketch out your garden first, distribute weight evenly.

6. Healthy soil is key - compost leftovers and enrich the soil with minerals and fertilizers.

7. Indoor seeding and use mini greenhouse for sowing early.

8. Polyculture is the healthy way of vegetable gardening.

9. Rotate crops each year - switching out the type of crops after every harvest to restore the exhausted vitamins from the soil.

#28 Essential Tips for Starting a Balcony Vegetable Garden | Urban Gardening

Click here to watch the video

or scan the QR code

Soil

Soil: Nurturing Life from Below

1. Clear the Area: Remove weeds and debris from your garden space.
2. Add Compost: Mix in some compost to enrich the soil.
3. Loosen Soil: Use a garden fork to loosen the soil to about 6 inches deep.
4. Water: Give the soil a good watering before planting.
5. Consider Raised Beds: If your soil isn't great, try raised beds with quality soil.
6. Mulch: Cover the soil with mulch to retain moisture and suppress weeds.
7. Regular Maintenance: Keep an eye on moisture levels and add more compost as needed.

Plant Rotation

A gardening practice where different types of plants are systematically moved to different areas of the garden each growing season. This helps maintain soil fertility, reduce pests and diseases, and promote overall garden health.



Permaculture

A design system for sustainable living that mimics natural ecosystems. It emphasizes harmonious integration of plants, animals, people, and structures to create resilient and productive environments.

EXAMPLES OF URBAN GARDENS

Community urban gardens examples

- Community-based urban farms and gardens, proGIreg

https://progireg.eu/nature-based-solutions/community-based-urban-farms-and-gardens/

- New urban gardens bringing communities together, urbact

https://urbact.eu/good-practices/new-urban-gardens-bringing-communities-together

- MILAN | COMMUNITY GARDEN, URBAN ITALY

https://www.urbanitaly.com/milan-community-garden/

Personal urban gardens examples

- One of the largest rooftop soil farms in the world, Brooklyn Grange operates multiple rooftop farms across New York City. They grow a wide variety of vegetables, herbs, and flowers using sustainable practices.

https://www.brooklyngrangefarm.com

- Underground farm located in a former bank vault deep within the bowels of Tokyo's business district.

Pasona O2

https://konodesigns.com/pasona-o2/

- Eco-Centro El Huizache is an urban garden and community center located in the heart of Mexico City.

https://www.facebook.com/CentroEcologicoHuizache

PLANS FOR THE FUTURE

GARDENING DIARY

Bulgaria

Future plans for our garden

🐞Making a garden near our Youth center;

🐞 Plants which we will sow: cherries, tomatoes, marigolds, basil, etc.

🐞 What else? - we will sow some 🌼🌼 in colourful pots and put them in every office of the building of our association;



PLANT PROGRESS

Our Greek balcony gardens

Bell peppers + Basil from Italy

basil enhances the taste
and is also used as pesticide





Tomato+Dill

Young dill repels aphids,
when it grows big we'll
transplant dill to another pot

Carrots+Garlic

Carrots will help
deter insects that feed
on garlic and garlic
will help repel the
carrot fly

Lettuce+Onion +Eggplants

Onions help deter pests
+lettuce acts as a natural
ground cover,
helping maintain soil moisture.



Tilia

Garden of Tilia

In Latvia

AFTER THE EXCHANGE

Participants will use the seeds from other countries

- in their own gardens
- and exchange them with their families, friends, etc.

THE FUTURE OF OUR ITALIAN EURO GARDEN

The Italian team will

- Continue taking care of the EuroGarden in Fuscaldo, together with other people from the local community

- Organize further local dissemination events

The EUROGARDENS youth exchange project is co-funded with the support of the European Union in the frame of the Erasmus+ YOUTH program

Co-funded by the European Union

Agenzia Italiana per la Gioventù